

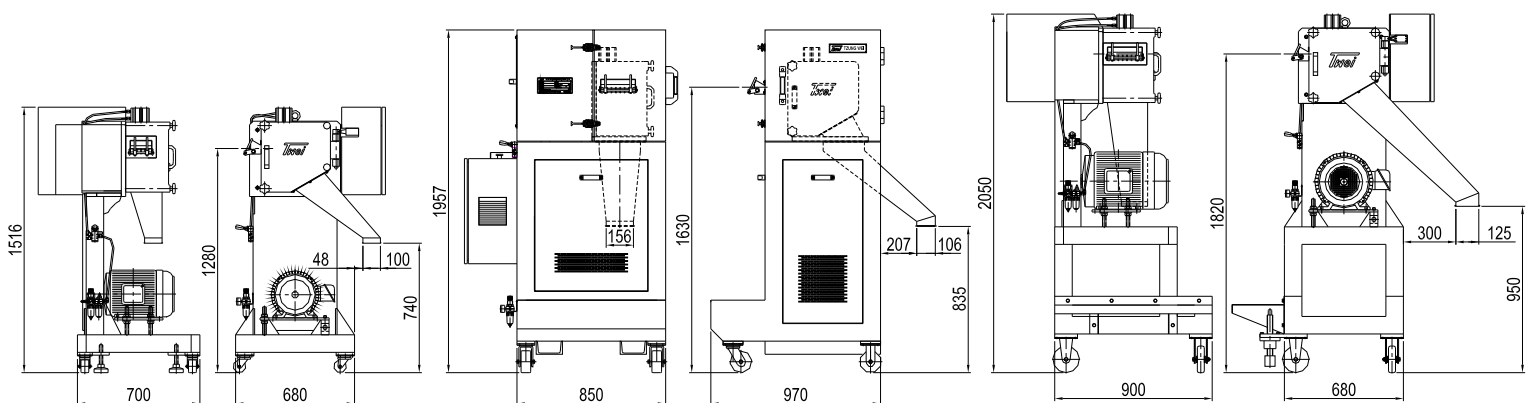


## TW-125SP      TW-200SP

### Single Side Bearing Support Pelletizer

#### Feature

- Inlet chute, feed rollers, bed knife and cutting rotor are located in a stainless steel housing.
- A partial loop around the lower feed roller and strand traction (no pull section needed).
- The upper feed roller to contact the stands linear ( low contact pressure, less wear).
- No fly back of pellets.
- Bearings are placed outside the cutting chamber, to assure pellets do not stick to the grease.
- The housing can be opened easily by hand without using any tools.
- The cutter block is supported by a frame assembly.
- Cutting rotor is directly driven by the belt, and the speed is controlled by inverter or gear reducer.

ApplicableMaterial ■ ABS 、 PE 、 PP 、 PS 、 PET.....



TW-125SP

TW-200SP

TW-200SP